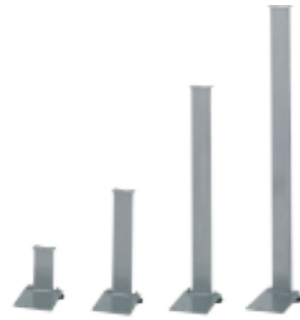


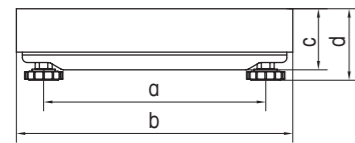
Accessories

	Order number
Stand, stainless steel	
Heights 120 mm / 4.7"	72 229 393
Heights 330 mm / 13"	72 198 702
Heights 660 mm / 26"	72 198 703
Heights 900 mm / 35.4"	72 198 704

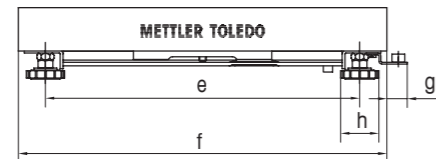


Dimensions

Front view



Side view



Model – Dimension in mm/"	a	b	c	d	e	f	g	h
PBA426(x)-A... mm	175	240	59	86	235	300	21	42
"	6,89	9,45	2,32	3,38	9,25	7,87	0,83	1,65
PBA426(x)-BB... mm	235	300	76	97	335	400	18	42
"	9,25	11,81	2,99	3,81	13,18	15,74	0,7	1,65
PBA426(x)-B... mm	335	400	108,5	123	435	500	18	42
"	13,18	15,74	4,27	4,84	17,12	19,68	0,7	1,65
PBA426(x)-QA... mm	163	228	59	86	163	228	21	42
"	6,41	8,97	2,32	3,38	6,41	8,97	0,83	1,65
PBA426(x)-QB... mm	240	305	76	97	254	305	17	42
"	9,45	12,0	2,99	3,81	10,0	12,0	0,67	1,65

Weighing Platform



PBA426/PBA426x Weighing Platform

Full stainless steel construction

Capacities from 3 to 60 kg

OIML and NTEP approved

Hygienically designed

Water resistant according IP65/IP67

www.mt.com

For more information

Rugged, Easy to Clean, Precise for Your Light Wash Down Applications

USA

Mettler-Toledo, Inc.
1900 Polaris Parkway
Columbus, OH, 43240
Tel. (1) 800 523 5123

Canada

Mettler-Toledo, Inc.
2915 Argentia Road, Unit 6
Mississauga, Ontario, L5N 8G6
Tel. (1) 800 523 5123

Rest of World

Mettler-Toledo AG
CH-8606 Greifensee
Switzerland
Tel. +41 44 944 22 11

Subject to technical changes
© 08/2011 Mettler-Toledo AG
Printed in Switzerland
MTSI 44099477

ServiceXXL
Tailored Services



METTLER TOLEDO

For Challenging Applications in Light Wet & Humid Environments

The PBA426/PBA426x fully stainless steel platform is a robust, durable and economical solution for a wide range of weighing tasks with light wash down requirements. This platform series is a perfect fit in many food manufacturing or chemical/pharmaceutical processing applications with a need for durability, uncompromising cleanliness and a good protection against the impact of water (120 min./day), humidity and condensation. The PBA426x series can also be used in hazardous environments.



Technical specifications

Resolution	15 000d OIML Class III, 3000e NTEP Class III, 5000d
Ingress Protection	IP65/IP67
Material	Platform frame: Stainless steel AISI304 Load plate: Stainless steel AISI304
Load Cell	Stainless steel, potted
* Hazardous Area Approval	ATEX: Zone 1/21 ** FM: I.S. Class I, II, III, Division 1

* only when ordered as PBA426x

** Use in the hazardous location is based on FM approved HBM, Inc. load cell


Standard configurations

Model	Platform size	Max. weighing capacity				Cable length
		Rectangular weighing platforms				
PBA426(x)-A	240 x 300 mm / 9.5" x 11.8"	3 kg / 5 lb*	6 kg / 10 lb	15 kg / 25 lb		3 m / 9.9 ft
PBA426(x)-BB	300 x 400 mm / 11.8" x 15.7"			30 kg / 50 lb	60 kg / 100 lb	3 m / 9.9 ft
PBA426(x)-B	400 x 500 mm / 15.7" x 19.7"			30 kg / 50 lb	60 kg / 100 lb	3 m / 9.9 ft
Certifiable resolution 1x3000e / 1x5000d						
Readability certified		1 g / NA*	2 g / 0.002 lb	5 g / 0.005 lb	10 g / 0.01 lb	20 g / 0.02 lb
Min. capacity (legal for trade only)		20 g / NA*	40 g / 0.04 lb	100 g / 0.1 lb	200 g / 0.2 lb	400 g / 0.4 lb
Square weighing platforms						
PBA426(x)-QA	229 x 229 mm / 9" x 9"	3 kg / 5 lb*	6 kg / 10 lb			3 m / 9.9 ft
PBA426(x)-QB	305 x 305 mm / 12" x 12"		15 kg / 25 lb	30 kg / 50 lb	60 kg / 100 lb	3 m / 9.9 ft
Certifiable resolution 1x3000e / 1x5000d						
Readability certified		1 g / NA*	2 g / 0.002 lb	5 g / 0.005 lb	10 g / 0.01 lb	20 g / 0.02 lb
Min. capacity (legal for trade only)		20 g / NA*	40 g / 0.04 lb	100 g / 0.1 lb	200 g / 0.2 lb	400 g / 0.4 lb

* not NTEP approved Model designation example: Size 240x300 mm / 6 kg: PBA426(x)-A6 (H)

Zero setting range = 2% of max. capacity
Temperature range = -10°C to +40°C / 14°F to 104°F


Preload range = 18% of max. capacity
Taring range subtractive from 0 to max. capacity



High Durability

Electropolished, full stainless steel frame for a long life time also when used in harsh environments.

Construction per size



- A** 240 x 300 mm / 9.5" x 11.8"
- QA** 229 x 229 mm / 9" x 9"
- BB** 300 x 400 mm / 11.8" x 15.7"
- B** 400 x 500 mm / 15.7" x 19.7"
- QB** 305 x 305 mm / 12" x 12"

Easy to Clean

The open, sturdy and straight forward mechanical design allows for efficient cleaning due to good access to any part of the construction.



Precise Leveling – High Protection

Optimally placed and specific adjusted overload stops grant the best possible protection against load cell damaging. Easy adjustable feet allow for reliable and precise scale leveling.



Stainless Steel Load Cell

The advanced and state of the art technology makes this load cell a perfect choice for light wash down applications. It also will reliably work in damp and aggressive environments for an extended period of time.



Optional Hygienic Kit

To easily reduce on site-contamination, this platform series is optionally also available with a hygienic-kit containing specially designed leveling kits and overload stops.