

# Floor Scales



## **PFA579lift Floor Scale**

---

Easier Cleaning

---

Greater Accuracy

---

Better Repeatability

---

Safer Operation

---



**Fully Sealed Design**  
for Maximum Cleaning

**METTLER TOLEDO**

# Fully Sealed Design for Maximum Cleaning



## PFA579lift Floor Scale

Open channels and recesses are perfect places for contaminants to hide. They make it harder to maintain the hygienic conditions required for food and pharmaceutical processing. The PFA579lift floor scale solves the problem. With a fully sealed frame and no exposed threads, the scale gives contaminants nowhere to hide. Combined with an easy-to-lift platform, the fully sealed design makes this scale your best choice for easy wash-down in hygienic applications. A high-performance, rocker-pin suspension provides accurate weighing in wet and corrosive environments. The PFA579lift floor scale can be installed in a pit or on top of the floor.



### Watertight Junction Box

Stainless steel junction box is sealed to IP69K standards. Cable connectors prevent moisture from entering the box and the sealed frame during washdown.




### Greater Weighing Accuracy

Rocker-pin suspension aligns loads for greater accuracy and repeatability. It outperforms and outlasts footed suspensions.



### Hygienic Corner Design

Cleaning ports provide better drainage so that water and contaminants are not trapped in corners during washdown.



**Safer Operation**

Sealed gas springs control lifting/lowering speed, allowing one person to open and close the platform safely and easily.


**Lift Handle**

Insert the lift handle to raise/lower the platform and remove it to provide a smooth weighing surface with no threaded holes.



**Durable, Hygienic Platform**

Structural reinforcements give the platform exceptional strength while providing open areas to allow through cleaning.




**Easy to Install**

The scale is easy to install or move. Just attach chains to the lifting lugs and use a forklift or crane to set the scale in place.



**Fully Sealed Frame**

Entire scale frame is sealed to maintain hygiene. Closed tubular design locks out moisture and contaminants.



**Automatic Lockdown**

Spring-loaded plungers automatically lock the platform safely in place when it is lowered to the weighing position.



## Specifications

Standard Platform Size	48x48 and 60x60 inches (1219x1219 and 1524x1524 mm)
Available Capacities	1000 lb / 600 kg, 2500 lb / 1500 kg, and 5000 lb / 3000 kg
Platform Height	3 <sup>7</sup> / <sub>8</sub> inches (98 mm)
Standard Construction	Type 304 stainless steel; ¼-inch deck plate
Load Cell Type	Four 350-ohm load cells; hermetically sealed stainless steel; IP69K
Load Cell Suspension	Stainless steel rocker-pin assembly
Junction Box	Stainless steel IP69K
End Loading	100% end loading
Standard Operating Temp.	14°F to 104°F (-10°C to 40°C)
Metrological Approvals	NTEP (97-153), OIML
Hazardous Area Approvals	FM, CSA, Ex
Shipping Weight	510 and 745 lb (231 and 338 kg)
Standard Instrument Cable Length	25 feet (7.6 meters)
Compatible METTLER TOLEDO Instruments	Most METTLER TOLEDO terminals

## Options

- Ramps
- Free-standing columns
- Instrument mounting brackets
- Factory calibration
- Optional material: Type 316 stainless steel
- Optional finishes: Electropolishing, mechanical polishes
- Optional slip-resistant surfaces: ALGRIP™, SlipNOT®
- Quick-Pit frames
- Pit liners
- Remote junction boxes
- Longer load cell cables
- ATEX-approved junction boxes
- Load cells with FEP-jacketed cables

[www.mt.com/floorscale](http://www.mt.com/floorscale)

For more information

### Mettler-Toledo, LLC

1900 Polaris Parkway  
Columbus, Ohio 43240  
Tel. (800) 786-0038  
(614) 438-4511  
Fax (614) 438-4900

Specifications subject to change without notice.

© 2016 Mettler-Toledo, LLC

01/2016  
30129999

