

# **WEIGH-TRONIX®**

## **Bin, tank and hopper scales**

**For bins, tanks and hopper—straight weighing or batching. An accurate, easily set up scale system.**



# Turn your bins, tanks, hoppers and conveyors into scales.

Are you tired of paying for excess handling of materials, of watching loads hauled from storage bins to distant scales, of inaccurate inventories due to questionable measurement by volume? Is an automated batching system part of your future plans?

Save steps, time and money by converting your existing bins, tanks or hoppers into accurate, dependable weighing systems with Weigh-Tronix Weigh Bars and instrumentation.

## Wide selection of Weigh Bars®

Weigh-Tronix weighing systems come in sealable (Class III, 5,000d) and non-sealable (0.25% accuracy) versions with capacities from 125 to 200,000 pounds. Weigh-Tronix offers Weigh Bars for both base-mounted and suspended installations.

Although epoxy paint offers corrosion protection and long life to the Weigh Bars, Weigh-Tronix offers stainless steel versions<sup>1</sup> for specialized food and chemical applications.



## Fast, inexpensive installation

The Weigh-Tronix bulk weighing systems can be installed quickly and easily, with minimum disruption of your normal business. There are no stay rods to install, no moving parts to adjust or balance.

## Remote weight indication

The digital weight indicator can be installed anywhere you want it, at the weighing site or at a supervisory station up to 400 feet away. In addition, accessory remote displays with large, 4-inch or 6-inch high digits are available.

## Minimal servicing costs

Because the system is all electronic, with no shock-sensitive check rods or delicate moving parts to keep adjusted, maintenance is kept to a minimum. This saves you money, not only in service charges, but also in system downtime.

## Multiple bin weighing

Optional selector boxes make it possible to monitor several bins, one at a time, with a single indicator.

## Relays operate gates or valves, automatically

The Weigh-Tronix bulk weighing system can be expanded with optional setpoints. These enable the basic system to control loading or unloading of containers with relays that are activated whenever preset weight readings are reached.

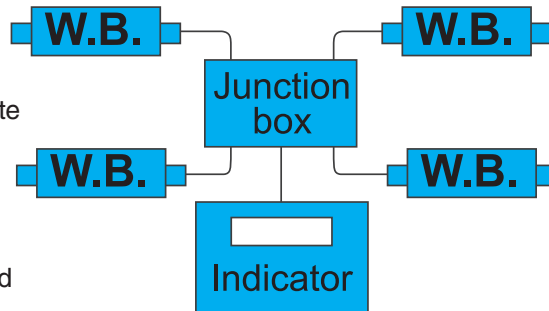


**A simple system**

A Weigh Bar weight sensor is placed under each leg of the container (or at each suspension point for a hanging installation). As weight is placed on the Weigh Bar, the electrical current running through the bar is changed. The altered current from each Weigh Bar is brought to and combined at a junction box. From here it is carried by an interface cable to the indicator which converts the current to a digital weight display.

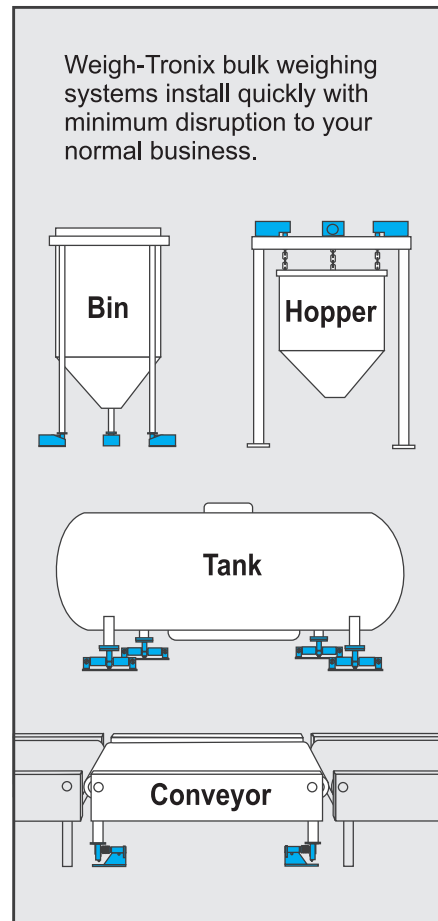
In addition to display weight, the indicator can also send signals that operate a variety of accessories.

As many as 12 Weigh Bars can be used in a system with the standard WI-127 or WI-130 indicator.



**Two-year warranty**


The Weigh-Tronix Automated Bulk Weighing System and all optional and accessory equipment are warranted to be free from defects in material and factory workmanship for 24 months. (Other manufacturers offer only a 3- to 12-month warranty.) A warranty certificate accompanies each product.



Weigh-Tronix bulk weighing systems install quickly with minimum disruption to your normal business.

**The Weigh Bar Principle**

Heart of the system



The Weigh Bar is a fully electronic method of weighing loads. A steel bar, fixed at one end, bends while electrical current is run through strain gauges fixed on the top and bottom of the bar. The change in current is translated by the indicator into a weight reading.

Another important characteristic of the Weigh Bar is that it is designed so that it cancels out the effects of side, end and torsion loads. And, because it is a solid steel bar and the strain gauges are protected by potting compound and a steel "can," the Weigh Bar is tough and reliable as well as extremely accurate.

Sealable, Class III max. 5000d tension bars are available in per bar capacities of 5,000 lbs. to 20,000 lbs.

Sealable, Class III max. 5000d compression bars are available in per bar capacities of 500 lbs. to 5,000 lbs. Stainless steel

Sealable, Class III max. 5000d compression bars are available in per bar capacities of 125 lbs. to 50,000 lbs.

Non-sealable, .25% compression bars are available in per bar capacities of 250 lbs. to 25,000 lbs.

Non-sealable, .25% compression bars are available in per bar capacities of 250 lbs. to 200,000 lbs.

## Options

**Remote displays**—Provide highly visible, 4" or 6" high numerals of digital readout at any location.

**Printers**—Pair a ticket or tape printer with Weigh-Tronix Indicators (Gross, Tare, Net version) and use the multiple memory channels to store weight information, and print out totals, subtotals, I.D. numbers, time, and date.

## Specifications

The Weigh-Tronix Automated Bulk Weighing System is a modular system that can be adapted to your specific requirements. Your Weigh-Tronix dealer will prepare a system proposal based on what you expect from the system. Your order will then be turned over to Weigh-Tronix engineers who will use your equipment's dimensional drawings to prepare installation instructions for the dealer. The system you purchase will consist of components with the technical specifications listed below.

### Environment:

The Automated Bulk Weighing System is designed to operate without modification in the vast majority of industrial and agricultural environments. Where caustic chemicals are present, batching bar components should be sealed in epoxy or otherwise protected by appropriate measures recommended by your Weigh-Tronix dealer. In addition, Weigh-Tronix offers stainless steel Weigh Bars<sup>1</sup> for food and caustic chemical applications.

### Optional enclosures:

The Automated Bulk Weighing System's weight indicator may be ordered with a NEMA 4 watertight stainless steel enclosure. Alternatively, an explosion-proof enclosure may be specified for use in the presence of flammable gases or vapors.

### Accuracy and compliance:

When Accuracy Class III Weigh Bars are properly installed according to manufacturer's instructions, the Automated Bulk Weighing System meets the requirements of NIST Handbook No. 44, as applicable to digital weighing systems.

Cert. Numbers for sealable Weigh Bars:

87-095 — 125- to 250-lb Weigh Bars

87-090.A3 — 500- to 50,000-lb Weigh Bars

### Cable lengths:

Standard length for both Weigh Bar and interface cables is 25 feet. Optional lengths may be specified.

(1) Chain link assemblies and U-bolt assemblies are nickel plated steel.

**Junction boxes**— Sum weight readings from more than one Weigh Bar and transfer this to a weight indicator.

**Environmental protection**—In the case of harsh environments, stainless steel covers or neoprene boots to protect the Weigh Bars are available for some models.

## Batching system Weigh Bars (Sealable only):

**Recommended excitation voltage:** 15V AC or DC

**Maximum excitation voltage:** 20V AC or DC

**Input resistance:** 350 Ohms +5% / -1%

**Output resistance:** 350 Ohms  $\pm$ 1%

**Zero balance:**  $\pm$ 1% of rated output

**Output at rated capacity:**

1.015 mV/V or 2.03  $\pm$ 1%, depending on capacity

**Non-linearity (maximum):** .02% of rated output

**Repeatability:** .02% of rated output

**Hysteresis (maximum):** .03% of rated output

**Creep (maximum):** .05% of rated output in 1 hr

**Temperature effect on output:**

(-10°C to +40°C):  $\pm$ .04% of rated output at 20°C

**Temperature effect on zero balance:**

(-10°C to +40°C) 0.7 Vmin/5°C

**Safe overloading rating:** 150%

**Maximum overload rating:** 200%

**Insulation resistance:** 10<sup>10</sup> ohms



### Weigh-Tronix, Inc.

1000 Armstrong Drive  
Fairmont, MN 56031 USA  
Telephone 507-238-4461  
Facsimile 507-238-4195  
e-mail: industrial@weigh-tronix.com  
www.wtxweb.com

### Weigh-Tronix Canada, ULC

217 Brunswick Blvd.  
Pointe Claire, Quebec H9R 4R7 Canada  
Telephone 514-695-0380  
Facsimile 514-695-6820

# WEIGH-TRONIX

Weighing Products & Systems