

**9483 EXPRESSCHECK™**

In-Motion CheckWeighing Controller




**The Most Operator-Friendly Solution  
For In-Motion Checkweighing**

**METTLER TOLEDO**

# Weigh Packages In-Motion Easily, Quickly and Accurately

Now you can look at your in-motion checkweighing applications in a new way with METTLER TOLEDO's 9483 EXPRESSCHECK in-motion controller. The EXPRESSCHECK controller is designed to quickly process in-motion weights from packages or boxes as they pass over and display the results graphically.



Main display screen for operator use.

The EXPRESSCHECK controller features an easy-to-use QWERTY keyboard and a full-color, graphic display that enables operators to clearly focus on in-motion



The EXPRESSCHECK controller includes a QWERTY keyboard and can easily be linked to a computer or printer for data transmission.


weighing tasks and reduces the potential for operator confusion and error. The main operator display indicates product ID and description, final processed weight value and classification, along with other information. In addition to the main operator screen, operators can quickly access a statistics screen and a trend screen to see more specific product details. Each screen is available by pressing a single key. Additional screens are provided for operator entry of data, printing reports, and much more. The EXPRESSCHECK controller can be used with a variety of METTLER TOLEDO conveyor systems or with most other analog load cell conveyor systems, allowing you to create a custom solution for your specific application.

## How It Works

Connected to photo eyes or other devices, the EXPRESSCHECK controller detects an item entering the scale, starts the weighing cycle, detects the item exiting the scale, stops the weighing cycle and determines the final processed weight value. It checks this weight against preconfigured target and weight tolerance values based on the ID, and then reports the resulting classification on the display. It can also transmit them to a peripheral such as a printer or computer.

Fast, efficient, and accurate, the EXPRESSCHECK controller can detect a 3.5 inch long package traveling at 350 fpm (50 milliseconds exposure),

weigh a package in 300 milliseconds, and have a throughput as high as 130 ppm (item every 460 milliseconds). Its unique A/D circuitry provides an amazing 305 weight readings per second. This fast A/D rate permits METTLER TOLEDO's exclusive TraxDSP™ filtering to eliminate most of the detrimental environmental effects such as vibration from impacting the weight, thus providing quick, accurate weights of in-motion parcels and boxes. The EXPRESSCHECK controller also keeps product statistics and generates reports for all products.



Trend screen for operator use.

The EXPRESSCHECK controller provides storage for up to 500 ID's - each complete with a description, tare weight, target and zone edge values, and reject capability. Zone edges for either three zones or five zones are programmable along with weight and package totalization, consecutive numbering, and various signal I/O. Because the EXPRESSCHECK is based on METTLER TOLEDO's most powerful, advanced scale terminal – the JAGXTREME, it also offers the speed, power, open connectivity (including Ethernet), and all the other benefits available from this top-selling terminal.



Using MTConnections software, data can be entered directly into Windows®-based programs.




Optional keyboard brackets shown. Other options include external zone lights and a sealed QWERTY keyboard.

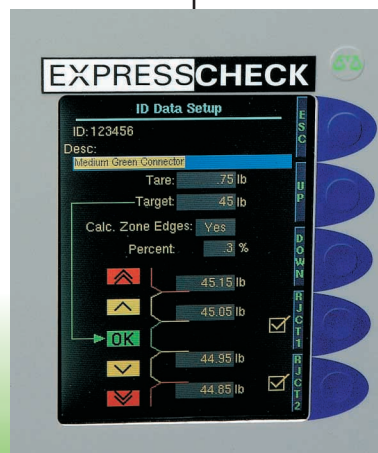
The EXPRESSCHECK is as easy to program as it is to use. The controller's embedded web browser allows for much of the controllers' configuration to be done over the Internet. Setup access for the supervisor is password-protected to prevent unauthorized changes and these screens are easy to change if needed. In addition, by using METTLER TOLEDO's MTConnections™ software program, in-motion weight data can be entered directly into programs operating in a Windows® environment.

The EXPRESSCHECK in-motion controller offers these features and benefits to meet your in-motion weighing needs:

- Unique and extremely fast A/D circuitry (305 Hz) to weigh packages quickly and to increase throughput with no loss in accuracy.
- An easy-to-read color graphic display that focuses the operator's attention on important data and helps to reduce potential confusion and error.
- A Trend Chart Screen for viewing a product's weight trend to clearly indicate if a process adjustment is needed to obtain more consistent weights.
- A Statistics Screen to view all pertinent statistics for the current product; helps eliminate operator confusion by reducing the number of steps required for an operator to step through to review statistics.
- Multiple serial ports, which allow for sending data easily to serial devices or connected serial scanners to input ID and/or tare values.
- Custom data output templates to transmit a specific data output string, eliminating costly changes to in-house computer programs.
- Connectivity through Ethernet for file transfers or through optional PLC interfaces for information retrieval. Open connectivity provided through Ethernet and four serial ports.
- Storage for 500 IDs so product description, target value and zone edges can be quickly recalled by ID to reduce operator entry error.
- Password protection to prevent unauthorized program changes that could generate downtime.



The EXPRESSCHECK controller power supply and I/O connections.



ID Setup screen for supervisor use.

Model Specifications	9483 EXPRESSCHECK
Enclosure Construction	Type 304L stainless steel
Mounting	Wall or stand mounted
Product Weight	45.1 lb (20.5 kg)
Physical Dimensions W x H x D	14 x 17 x 11.1 in (35.6 x 43.2 x 28.2 cm)
Enclosure Rating	Certified - TYPE 4 and TYPE 12
Integral Keypad	20 standard keys and five special function keys Polyester, EBG overlay with hard coat
External Keyboard	Full QWERTY keyboard with dust/drip cover
Display	Passive, color 1/4 VGA display providing Main, Statistical and Trend screens in addition to Operator Entry and programming screens
Serial Ports	Com 1: RS-232, 20mA; Com 2: RS-232, RS-422/485; Com 3: RS-232; Com 4: RS-232, RS-422
I/O Description	24 Volt DC optical isolation blocks for all inputs and outputs Includes 5 Amp 24VDC power supply, (2.5 Amp for customer use)
Controller Discrete Inputs	4 total inputs, including entrance and exit photoeyes, run permissive and silence alarm
Controller Discrete Outputs	10 total outputs, including 5 zones, 2 rejects, scale running, scale empty, and alarm
Operating Voltage	Universal power supply 100 - 240 VAC at 40 VA
Operating Temperature	+14° to +104° F (-10° to +40° C); 10 to 95% relative humidity
A/D Rate	305 cycles per second
Data Connectivity	Ethernet and four serial ports
Ethernet	Standard 10BASE-T RJ-45 connector with TCP/IP services
Serial Data Output	Five programmable templates for custom output strings in demand output mode and a continuous output string for remote displays
Weight Filtering	Two TraxDSP™ filters - one for display, one for processed weight Autotune feature automatically sets filtering parameters
Password Protection	Two passwords: one for operator, one for supervisor
Weigh Time	Minimum of 300 milliseconds per cycle
Metrology Approvals	No metrology approvals
Product ID's	Memory for 500 records each with ID, description, tare, target, zone edges, and accumulator
Zone Classification	Selectable 3 or 5 zone using customer defined zone descriptions
Custom User Prompts	Up to 3 programmable prompts for operator entry of transaction data
Shipping Weight	57.5 lb (26.1 kg)
Shipping Dimensions W x H x D	21.4 x 18.7 x 31.4 in (54.4 x 47.5 x 79.8 cm)
Storage Temperature	-40° to +140° F (-40° to +60° C) 10 to 95% relative humidity

	TEL	FAX	TEL	FAX	
<b>METTLER TOLEDO</b>	Australia (61-3) 9644 5700	(61-3) 9645 3935	Korea (82-2) 518-2004	(82-2) 518-0813	<b>Internet</b>
	Austria (43-1) 604 1980	(43-1) 604 2880	Malaysia (60-3) 7845 5773	(60-3) 7845 8773	www.mt.com
	Belgium (32-2) 334 0211	(32-2) 378 1665	Mexico (52-5) 547 5700	(52-5) 541 2228	Specifications and other information subject to change without notice.
<b>USA</b>	Brazil (55-11) 4166-7400	(55-11) 4166-7401	Netherlands (31-344) 638363	(31-344) 638390	©2002 Mettler-Toledo, Inc.
1900 Polaris Parkway	Canada (800) 638-8537	(905) 681-8036	Norway (47) 22 30 44 90	(47) 22 32 70 02	METTLER TOLEDO®, and JAGXTREME® are all registered trademarks of Mettler-Toledo, Inc.
Columbus, Ohio 43240	China (86-519) 6642040	(86-519) 6641991	Poland (48-22) 651-9232	(48-22) 651-7172	EXPRESSCHECK™, TraxDSP™ and MTConnections™ are trademarks of Mettler-Toledo, Inc. All other brand or product names are trademarks of their respective companies.
TEL. (800) 523-5123	Croatia (385-1) 29 58 130	(385-1) 29 58 140	Russia (7-095) 921 9211	(7-095) 921 6353	Printed in the USA.
(614) 438-4511	Czech Republic (420-2) 721-23150	(420-2) 721-23170	Singapore (65) 6890 0011	(65) 6890 0012	6M0602
FAX (614) 438-4900	Denmark (45-43) 27 08 00	(45-43) 27 08 28	Slovak Republic (421-2) 4342-7496	(421-2) 4333-7190	Checkweighers
	France (33-1) 30 97 17 17	(33-1) 30 97 16 16	Slovenia (386-1) 562-1801	(386-1) 562-1789	CK03389.0E
<b>Latin America</b>	Germany (49-641) 50 70	(49-641) 52951	Spain (34-93) 223-7600	(34-93) 223-0271	
TEL. (01) 305-351-2424	Hungary (36-1) 288-4040	(36-1) 288-4050	Sweden (46-8) 702 50 00	(46-8) 642 45 62	
FAX (01) 305-351-2425	India (91-22) 857-0808	(91-22) 857-5071	Switzerland (41-1) 944 45 45	(41-1) 944 45 10	
	Italy (39-02) 333321	(39-02) 356-2973	Taiwan (886-2) 2579-5955	(886-2) 2579-5977	
<b>Headquarters</b>	Japan (81-3) 5762-0706	(81-3) 5762-0971	Thailand (66-2) 723-0300	(66-2) 719-6479	
8606 Greifensee	Kazakhstan (7-3272) 50 63 69	(7-3272) 98 08 35	United Kingdom (44-116) 235 7070	(44-116) 236 6399	
Switzerland					
TEL. (41-1) 944 22 11					
FAX (41-1) 944 30 60					